

UNIQUE FEATURES OF THE AS1030

Tank Capacity

1,000 gallons

Transmission

ZF Power Shift, 6-speed with
lock-up torque converter

Engine

Tier 4F 225 hp
Cummins engine

Top Road Speed

35 MPH

Weight

20,000 lbs (approx. dry weight)

Crop Clearance

42" with JCB planetary final drives
50" clearance with 18" drop box
all gear final drives (optional)

List Price

\$ 288,881

AS1030



APACHE by **GT**
SPRAYERS

UNIQUE FEATURES OF THE AS1030

Tank Capacity

1,000 gallons

Transmission

ZF Power Shift, 6-speed with lock-up torque converter

Engine

Tier 4F 225 hp Cummins engine

Top Road Speed

35 MPH

Weight

20,000 lbs (approx. dry weight)

Crop Clearance




42" with JCB planetary final drives
50" clearance with 18" drop box all gear final drives (optional)

List Price

\$ 288,881



COMMON FEATURES (ALL MODELS)

ENGINE & DRIVE TRAIN	FUEL CAPACITY	90 gallons
	DEF TANK	5 gallons
CHASSIS, SUSPENSION & TIRES	SUSPENSION	Patented independent hydraulic
	BRAKES	Fully enclosed, self-adjusting, internal wet disc brakes
	FRONT TIRES REAR TIRES	 380/80R38 (narrow and semi-float options available)  380/90R46 (narrow and semi-float, and full-float options available)
	TRANSPORT WIDTH AND HEIGHT	144" maximum
SPRAY OPTIONS	OVERALL LENGTH	290" maximum
	BOOMS	ET CUSTOM BOOM Straight 90' or 100'; or 60'/90'  Straight 120' or 132'
	PRODUCT PUMP	HYPRO ® Hydraulically-driven centrifugal product pump
	RINSE TANK	100 gallons
CAB	ET CUSTOM PRESSURIZED	State-of-the-art cab interior and console

APACHE by **ET**
SPRAYERS

877-398-6164
ETsprayers.com