

## UNIQUE FEATURES OF THE AS1230 XP

### **Tank Capacity**

1,200 gallons

### **Transmission**

ZF Power Shift, 6-speed with  
lock-up torque converter

### **Engine**

Tier 4F 300 hp  
Cummins engine

### **Top Road Speed**

35 MPH

### **Weight**

21,000 lbs (approx. dry weight)

### **Crop Clearance**

50" clearance with 18" drop box  
all-gear final drives

### **List Price**

\$ 326,833

# XP



**APACHE** by **GT**  
**SPRAYERS**

## UNIQUE FEATURES OF THE AS1230 XP

### Tank Capacity

1,200 gallons

### Transmission

ZF Power Shift, 6-speed with lock-up torque converter

### Engine

Tier 4F 300 hp Cummins engine

### Top Road Speed

35 MPH

### Weight

21,000 lbs (approx. dry weight)

### Crop Clearance




50" clearance with 18" drop box all-gear final drives

### List Price

\$ 326,833



## COMMON FEATURES (ALL MODELS)

ENGINE & DRIVE TRAIN	FUEL CAPACITY	90 gallons
	DEF TANK	5 gallons
CHASSIS, SUSPENSION & TIRES	SUSPENSION	Patented independent hydraulic
	BRAKES	Fully enclosed, self-adjusting, internal wet disc brakes
	FRONT TIRES REAR TIRES	 380/80R38 (narrow and semi-float options available)  380/90R46 (narrow and semi-float, and full-float options available)
	TRANSPORT WIDTH AND HEIGHT	144" maximum
SPRAY OPTIONS	OVERALL LENGTH	290" maximum
	BOOMS	<b>ET CUSTOM BOOM</b> Straight 90' or 100'; or 60'/90'  Straight 120' or 132'
	PRODUCT PUMP	<b>HYPRO</b> ® Hydraulically-driven centrifugal product pump
	RINSE TANK	100 gallons
CAB	ET CUSTOM PRESSURIZED	State-of-the-art cab interior and console

**APACHE** by **ET**  
**SPRAYERS**

877-398-6164  
ETsprayers.com