



APACHE ^{by} **GT**
SPRAYERS

2018 | SELF-PROPELLED SPRAYERS

TABLE OF CONTENTS

Apache and Competitor Comparisons	4
Lighter by Design/Unmatched Traction	7
Simplicity	8
The Price of Dependability	10
More Horsepower	12
Lowest Cost of Ownership	15
State-of-the Art Cab	16
NEW Grayhill CAN-BUS Display	17
Ultimate Precision	18
Raven Sidekick Pro™	19
John Deere® and Precision Options	20
Wet System	21
Booms and Flex-Frame	22
Customization	23
Tire Options	24
Lighting Options	25
30 Series	26
30 Series Specifications	30
Connect With Apache Sprayers	31

APACHE IS ALL ABOUT SPRAYERS

Some agriculture manufacturers think the more products the better. Tractors, combines, row crop planters and even general consumer products like riding lawn mowers and utility vehicles. They make it all. With so many products to design, build and support, where do you suppose sprayers rank in terms of importance? We do things differently. Founded in 1997, Equipment Technologies has been a sprayer company — and only a sprayer company — since day one. We build sprayers — that's it. And that's why we build the best sprayers on the planet.



Matt Hays, *Chief Executive Officer*



HOW DO I RUN?

Thousands of pounds lighter, because compaction is a *killer*. With mechanical drive for more Power-to-the-Ground™ and easier maintenance than hydrostatic sprayers. Higher and faster than pull-type sprayers to get the job done in half the time. In a cab that's quiet and smooth, because comfort matters. In a sprayer that costs about \$100,000 less and earned the Highest Retained Value Award from EquipmentWatch™ back-to-back years — because you should make green, *not* pay for it. The residual value of an Apache has a significant impact on lifetime ownership costs — perhaps the most influential measurement in the buying process. And we're the only sprayer backed by a five-year warranty, because dependability is everything.

How do I run?

In the best sprayer on the planet. *Run with us.*

GO AHEAD AND COMPARE US. WE HOPE YOU DO.

APACHE VS. CUSTOM APPLICATION

- **Timing.** Owning your own sprayer allows you to spray when you need to spray.
- **Quality.** Doing it yourself gives you the confidence that it gets done right.
- **Cost.** In most cases, it pays to perform your own spray application.

APACHE VS. PULL-TYPE SPRAYERS

- **Speed.** Spray the same number of acres in half the time.
- **Comfort.** Enjoy a smoother, more comfortable ride.
- **Clearance.** Higher clearance allows you to spray later into the season.
- **Performance.** Less potential soil compaction and better fuel efficiency, all without adding hours on your tractor.
- **Resale.** Apache retains (on average) 72 percent of its value after five years.

APACHE VS. HYDROSTATIC SPRAYERS

- **Maintenance.** Simple mechanical drive is easier and less expensive to maintain.
- **Compaction.** Weighing 3,000 to 14,000 pounds less, Apache is lighter and reduces yield-robbing compaction.
- **Power.** Hydrostatic machines require more horsepower because of added weight from wheel motors and pumps. The Apache's lighter construction provides more Power-to-the-Ground™ than competing sprayers. That way you get a lot more from your horsepower.
- **Cost.** Less initial investment. Lower ownership cost. Less fuel. Better resale value.



APACHE AND COMPETITOR COMPARISONS

List price is based on a sprayer with fenders, premium leather seat, 100 foot boom, AccuBoom®, UltraGlide AutoBoom® and SmarTrax™ AutoSteer. Power-to-the-Ground™: HP per 1,000 lbs is calculated by: $hp \times efficiency \div weight \times 1,000$.

FEATURES	APACHE AS730	JOHN DEERE® R4030	CASE PATRIOT® 3240
WEIGHT	19,700 lbs	29,810 lbs	23,480 lbs
CAPACITY	750 gal	800 gal	800 gal
RATED HORSEPOWER	173 hp	280 hp	250 hp
EFFICIENCY	90%	70%	70%
PTG: HP PER 1,000 lbs	7.9	6.6 (-1.3)	7.5 (-0.4)
LIST PRICE	\$262,000	\$343,000	\$296,000

The AS730 has **19.7 percent** more power than the John Deere R4030.
The John Deere R4030 is **30.9 percent** more expensive than the AS730.

FEATURES	APACHE AS1030	JOHN DEERE R4038	CASE PATRIOT 3340
WEIGHT	20,000 lbs	31,559 lbs	26,560 lbs
CAPACITY	1,000 gal	1,000 gal	1,000 gal
RATED HORSEPOWER	225 hp	310 hp	285 hp
EFFICIENCY	90%	70%	70%
PTG: HP PER 1,000 lbs	10.1	6.9 (-3.2)	7.5 (-2.6)
LIST PRICE	\$350,000	\$414,000	\$384,000

The AS1030 has **31.7 percent** more power than the John Deere R4038.
The John Deere R4038 is **18.3 percent** more expensive than the AS1030.

XP (Extra Power) Package on the 1230

FEATURES	APACHE AS1230	APACHE AS1230 XP	JOHN DEERE R4045	CASE PATRIOT 4440
WEIGHT	21,000 lbs	21,000 lbs	36,080 lbs	28,900 lbs
CAPACITY	1,200 gal	1,200 gal	1,200 gal	1,200 gal
RATED HORSEPOWER	260 hp	300 hp	346 hp	335 hp
EFFICIENCY	90%	90%	70%	70%
PTG: HP PER 1,000 lbs	11.1	12.9	6.7 (-6.2)	8.1 (-4.8)
LIST PRICE	\$365,000	\$365,000	\$468,000	\$405,000

The AS1230 XP has **39.6 percent** more power than the John Deere R4045.
The John Deere R4045 is **28.2 percent** more expensive than the AS1230XP.

John Deere and Patriot are registered trademarks of their parent company or its subsidiaries or divisions.
All specifications are subject to change without notice.



LIGHTER BY DESIGN

When it comes to big iron equipment, some think the heavier the better. At Apache, we strongly disagree. Apache Sprayers are lightweight by design, weighing 20,000 pounds on average. That's about 3,000 pounds to 14,000 pounds less than comparable models.

So what are the advantages to owning a lighter self-propelled sprayer?

- **Less Soil Compaction.** The weight of large farm equipment can cause compaction to the root zone. Bottom line: heavier equipment means deeper, more harmful soil compaction.
- **Lower Operating Costs.** Heavier machines consume more fuel. Ever wondered what makes them heavier in the first place? Typically, it's due to additional parts and components that you may someday have to replace.
- **A Smoother Ride.** The lightweight body, flex-frame construction and mechanical drive transmission of Apache Sprayers produce a smoother, more flexible and more powerful ride.

See it in action:
[ApacheSprayers.com/light](https://www.ApacheSprayers.com/light)



UNMATCHED TRACTION

Any self-propelled sprayer can navigate a flat, dry field — but that's not the real world of farming. Compare how Apache performs in extreme conditions with any hydrostatic sprayer and you may be surprised at the advantages.

- **Smarter Weight Distribution.** Hydrostatic machines require 50/50 weight distribution. Without it, losing traction in one wheel will cause the machine to plow into the ground. With Apache mechanical drive sprayers, 70 percent of the weight is centered over the rear axle, providing superior traction in any condition.
- **Superior Ground Contact.** Apache Sprayers feature flex-frame construction that ensures all four wheels are always on the ground. Lock-up torque converter and limited slip differential create constant contact with the ground rear wheels and keep them turning in all field conditions.
- **Patented Design.** The pivoting front axle design and oscillating joint provide superior traction and handling in tough, uneven field conditions.

SIMPLICITY BREEDS DEPENDABILITY

Ask our customers why they run with Apache and most times you'll get a one-word answer: **simplicity**. Apache Sprayers are decidedly simple. Simple to run. Simple to adjust. Simple to maintain. That's what makes owning an Apache the superior choice for the field.

HYDROSTATIC VS. MECHANICAL DRIVE


- The Apache mechanical drive transmission has fewer parts for reliability and easier maintenance.
- Hydrostatics have wheel motors on all four wheels — meaning more weight and working parts.
- The extra weight leads to the need for weight to be evenly distributed.
- Four-wheel traction control on hydrostatics often results in the machine stalling.
- Meanwhile, oil is being consumed by the spinning wheels that are trying to gain traction.

See it in action:
[ApacheSprayers.com/dependability](https://www.ApacheSprayers.com/dependability)



**The difference is easy to see.
Just a quick look under a John Deere®
versus an Apache speaks for itself.**





SIMPLE PARTS

Owning an Apache means big savings in the parts department. Apache Sprayers, in general, have less expensive parts compared to hydrostatic machines. All sprayers are designed with common components across multiple models. That means Apache owners don't pay for us to manufacture, warehouse and ship lots of different parts for various sprayer models.

On average, competitor parts cost much more:

- Filters cost 55 percent more
- Flow meters cost 74 percent more
- Three-way nozzle bodies cost 31 percent more
- The average wheel motor on hydrostatic sprayers cost \$5,000.

See it in action:
[ApacheSprayers.com/simplicity](https://www.ApacheSprayers.com/simplicity)



"We demoed multiple brands of machines and in the end we chose Apache because for the price you could not beat the machine. When there was a problem with hydrostatic drives, you almost had to take them to the dealer to have them repaired on. They were almost impossible for just a shade tree mechanic to work on. It's just a very simple machine and because of that, we have very few breakdowns." – **Matt Braun from Hobert, OK**

THE PRICE OF DEPENDABILITY

Would you buy a sprayer if you knew 30 percent of the rated horsepower never got to the ground to move the machine? A heavier sprayer that was more apt to lose traction and get plugged in the mud? A sprayer that you knew was more difficult to maintain because of all the extra (not to mention more expensive) moving parts? A sprayer that's only backed by a two-year warranty?


Or would you buy an Apache instead?

- **Maintenance.** Hydrostatic sprayers require more (and more complicated) parts, making them more difficult to maintain and service.
- **Weight.** Apache Sprayers with mechanical drive are 15-40 percent lighter than hydrostatic sprayers of comparable tank size, in addition to less weight than a tractor with a pull-type sprayer behind it. That means significantly better fuel efficiency and less compaction.
- **Traction.** With 70 percent of the weight on the rear drive axle, lock-up torque converter and limited slip differential, both rear wheels stay in contact with the ground and turn regardless of field conditions.
- **Warranty.** The best sprayer on the market is backed by the industry's best warranty. Every Apache that rolls off the assembly line comes with a five-year limited warranty. Apache is the only manufacturer with full machine coverage for the first two years (<1,000 hrs).
- **Cost.** Hydrostatic drives can cost almost \$5,000 per wheel. That's nearly \$20,000 more for 30 percent less Power-to-the-Ground™ performance.

TIMEFRAME	APACHE/ET	ROGATOR™/AGCO	PATRIOT®/CASE	JOHN DEERE®
YEAR 1	Full machine (<1,000 hrs)	Full machine	Full machine	Full machine (unlimited hrs)
YEAR 2	Full machine (<1,000 hrs)	Drivetrain-parts & labor (<2,000 hrs)	Up to 4 years extended warranty can be purchased.	Engine only (<2,000 hrs)
YEARS 3,4 & 5	Drivetrain-parts* (<2,000 hrs)	Can purchase 36-month extended warranty on drivetrain	None	Warranty extension up to 36 months can be purchased with sprayer

*Powertrain, frame and axles less the engine for parts only. Engine exclusively covered by Cummins for two years or 2,000 hours. RoGator, Patriot and John Deere are registered trademarks of their parent company or its subsidiaries or divisions. All specifications are subject to change without notice.





“The spray system works great and the section shut off, once everything is set up, it does what it’s supposed to. And that’s peace of mind for us and we don’t have to worry about that. The maintenance on these machines is very minimal other than greasing and oil changes. In the wet years it’s taken some punishment and it’s held up for us. That’s why there’s another one in the yard.”

– **Kevin Zepick from Kipling, SK, Canada**

MORE HORSEPOWER WHERE AND WHEN IT COUNTS

Horsepower rating is important — but only when it's powering your machine forward. Apache Sprayers are mechanical drive with patented Power-to-the-Ground™ technology, which means more horsepower where and when you need it most.

MECHANICAL DRIVE VS. HYDROSTATIC

Hydrostatic sprayers eat up a ton of horsepower to run a hydraulic pump in order to send oil down to the wheels. About 90 percent of the horsepower generated by Apache Sprayers is sent directly to the wheels, versus 70 percent with a hydrostatic machine.

WEIGHT DIFFERENCE IS BIG

The heavier the sprayer, the more horsepower is required to move that machine and its chemical product load. Lighter sprayers like the Apache get the same job done – while using less horsepower and fuel – and create less soil compaction for increased yields.

THE ENGINE

Cummins Tier 4 Final engines get more done while costing you less to operate. Therefore, already fuel-efficient Apaches become even greater energy misers in 2018 – cutting fuel consumption 15-21 percent across all models.





"I was surprised with the resale value. It was almost as much as we paid for the thing new, so I can't complain about that. When it came time to trade up sprayers we didn't look anywhere else but Apache." — **Chris Kimerer from Britton, MI**



"I traded to an Apache about 6 years ago and this is my second Apache... At the price point now, I wouldn't be without it. I was just at a meeting talking to another farmer and he was running 3,000 or 4,000 acres and I said, you know you really should put the numbers together because you would be amazed at what you'd save. And the fuel economy is amazing." – **Garnet Berg from Dawson Creek, SK, Canada**



LOWEST COST OF OWNERSHIP IN THE INDUSTRY

So how does a machine earn the reputation as being the most affordable self-propelled sprayer on the planet?

Retail. Apache Sprayers retail for \$30,000 to \$100,000 less than other self-propelled sprayers.

Resale. Apache Sprayers retain an average of 72 percent of their value after five years, which is why 1000 series sprayers have earned the Highest Retained Value Award from EquipmentWatch™ two years running.

Warranty. Industry-leading two-year bumper-to-bumper and five-year limited warranty means Apache owners pay less out of pocket for unexpected repairs.

Simplicity. The simplicity of Apache mechanical drives reduces overall service and operating costs compared to hydrostatic sprayers, which have wheel motors that can cost almost \$5,000 per wheel to replace.

Parts. Common components used across Apache models results in lower cost replacement parts — including filters that are 55 percent less, flow meters that are 74 percent less and three-way nozzle bodies that are 31 percent less than competitive sprayers on average.

Lower Fuel Costs. Apache Sprayers are 15-40 percent lighter than hydrostatic sprayers of comparable tank size. This yields a huge savings in fuel costs for Apache owners.

See it in action:
[ApacheSprayers.com/affordability](https://www.ApacheSprayers.com/affordability) 

CAB MEETS MAN CAVE

Smartly designed with the operator in mind, the Apache cab offer premium comfort, better ergonomics and an intuitive control console that puts operators in full command. It's like a man cave in the field.

The Quietest Cab. Noise is reduced through the cab being positioned away from the engine and transmission, advanced sound-deadening floor mats and liner, and a bellowed exhaust tube minimizing vibration.

Smooth Ride. The flex-frame construction and adjustable ergonomic seat absorb shocks provide a smooth ride at all times. There's room for a second person in the buddy seat, which doubles as a portable cooler.

Full View. A 360-degree view is made possible by more than 66 square feet of glass. A rearview camera and in-cab display help reduce operator fatigue.

Easy Listening: Enjoy Bluetooth®-ready Polk™ audio system, with SiriusXM™ satellite radio. Enjoy crystal-clear sound from four Jensen™ HP speakers.

Full Control. An intuitive control console places precision tools and the field computer of your choice within easy reach. The ET Pilot System™ includes a joystick with “Braille” functionality, allowing operators to control an Apache by feel.

ADDITIONAL FEATURES

- Seven-inch touchscreen display
- “Plug and Play” ISOBUS technology
- Two cruise control settings
- Superior machine diagnostics and event logging
- USB jack
- Electronically calibrated optional adjust-on-the-go axles
- Three-speed windshield wipers
- Foot throttle with deceleration setting





NEW FOR 2018: GRAYHILL CAN-BUS DISPLAY

KEY BENEFITS

- The bright, backlit display provides high contrast text and full color graphics for excellent sunlight readability.
- Includes real-time virtual gauges, diagnostic monitors, fault indicators and service reminders.
- Intuitive and responsive touch technology recognizes bare and gloved fingers, even when the display surface is wet.
- Scratch resistant and anti-glare cover glass is optically bonded to LCD display for superior performance.
- Simple, flush-mounted installation options seamlessly blend within the cab design.

"It's not often customers call you just to say how much they like a display, but that's been the response to the new Grayhill. It's as good as advertised, if not better."

- John Casebol
Senior Application Specialist, ET Ag Service



EQUIPMENT
TECHNOLOGIES **ET**

Hawkeye is compatible with the following displays:

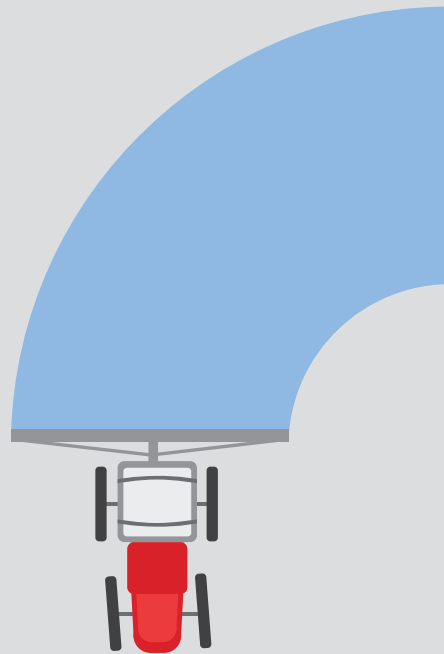
- Raven Viper® 4
- John Deere GreenStar™ 3 2630 Display

ULTIMATE PRECISION

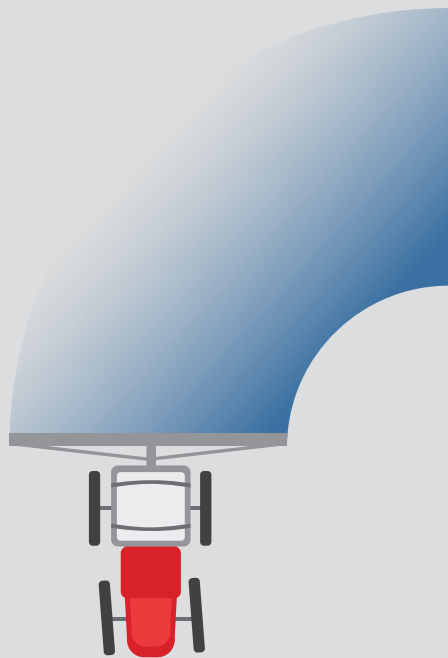
The Raven Hawkeye™ application system is available as a factory-installed option on all Apache models. Hawkeye takes precision to the next level, allowing operators to determine application rates down to individual spray nozzles. It allows you to vary spray pressure independent of speed and rate. Hawkeye is built on the ISOBUS communication platform.

THE HAWKEYE ADVANTAGE

- Precise application rate in a variety of conditions
- Ability to manage drift and off-target applications
- Accurate droplet size and placement
- Nozzle-by-nozzle turn compensation standard
- Extended range out of each nozzle
- Blended pulse application
- Fully integrated with machine application control systems
- Simple and clean installation, setup, and calibration
- Individual valve diagnostics monitor every nozzle to alert you immediately of a system issue
- Mapping and data logging of each nozzle for more accurate record-keeping
- Adjustable pressure on the fly including two preset pressures



WITH HAWKEYE



WITHOUT HAWKEYE

RAVEN SIDEKICK PRO™

KEY BENEFITS

- No pre-mixing, tank mixing, cross contamination or clean out reduces waste from unused product.
- Powerful positive displacement pump performs chemical injection on the pressure side, closer to the boom, for faster response time.
- Flexibility with multiple chemical applications.
- Reduced chemical exposure means additional safety for operator.
- Adjust chemical concentration on the fly rather than spraying more or less of the entire mix.
- Automatically flush Sidekick Pro™ pump with Rinse Assist for increased reliability and fewer service issues.



**We are the only company
to factory install:**

RAVEN



STEERING THE APACHE SPRAYER WITH JOHN DEERE® CONTROLS*

Steering and application controls on an Apache Sprayer using the John Deere 2630 controller and GPS receiver (globe).

MACHINE COMES WITH

- John Deere 10 bank switch box
- Fence-row switch box
- Steering position sensor
- John Deere rate controller
- Mount for any John Deere receiver (globe)
- All wiring connected to the joystick, boom rack, and Raven application components
- If using Auto Boom®, this will also be controlled by the 2630 through ISO connection

*Customer supplies John Deere 2630 display, any unlock codes required and John Deere receiver (globe). This is a plug and play system that is field tested and customer approved.

PRECISION OPTIONS

AUTOMATIC SECTION SHUT-OFF

- Standard with 2018 factory-install of Raven™ field computer
- Auto shut-off of booms helps avoid spraying in no-spray zones
- Set overlap of spray product from pass to pass
- Reduces input costs
- Reduces operator stress and fatigue
- Allows for faster speeds in rows and turns

AUTO STEERING

- Creates precise lines in rows automatically
- Reduces time and input costs
- Travel at faster speeds in rows and turns
- Less crop damage
- Reduces operator stress and fatigue

BOOM HEIGHT LEVELING

- Automatically controls height of boom above ground
- User-friendly controls with instant power-on
- Greater boom stability decreased wear and tear on boom
- Faster and more even application speeds
- Even application
- Smoother ride and lower service costs



EASILY ACCESSIBLE TANK REFILLS

The Apache's fill station is in one location, and close to the cab entry, allowing you to fill both the product tank and standard 100-gallon rinse tank in minutes.

OUR WET SYSTEM REDUCES DOWNTIME

To keep the nozzle tips from becoming blocked, each boom section has a 1-inch strainer with a 50-mesh screen, and a 2-inch full-port Banjo® main product strainer with a 50-mesh screen.

An optional fill station monitor easily counts gallons added into the tank on a digital screen readout.

WET SYSTEM FEATURES

- Hand rinse valve
- LED lights for night work
- Product pump on/off
- Agitation increase/decrease
- Remote battery connections
- Agitation and roto-flush valve
- Product tank 2-inch fill valve (optional 3-inch valve)
- Product tank/rinse tank valve
- Optional fill station monitor — now with a larger 7-inch screen
- Optional Cleanload™ educator



A BOOM PACKAGE THAT PACKS A PUNCH

Apache offers a stronger, more flexible, better protected and lower-maintenance boom package. Better cushioning on the boom rack minimizes wear and tear. Boom wings break away when coming into contact with trees and other immovable objects, and spring back into place when the obstacle is passed. A common boom manifold allows for upgrades and boom extension.

POMMIER BOOMS

LENGTH	SECTION CONFIGURATION	NOZZLE SPACING	NOZZLE BODIES
100'	9	15" or 20"	3- or 5-way
120'	9	15" or 20"	3- or 5-way
132'	9	15" or 20"	3- or 5-way

Fence row nozzles available on one side or both.

ET CUSTOM BOOMS

LENGTH	SECTION CONFIGURATION	NOZZLE SPACING	NOZZLE BODIES
90'	9	15" or 20"	3- or 5-way
100'	9	15" or 20"	3- or 5-way
60' / 90'	9	15" or 20"	3- or 5-way

Fence row nozzles available on one side or both.

F5-section boom available in lieu of standard. Nozzle spacings available on 5-section booms.

"FLEX-FRAME" SMOOTH RIDE

Flex-frame consists of C-channel flex-frame rails and a pivoting front axle.

- The frame flexes as you turn or drive over uneven ground
- All wheels stay on the ground at all times
- Reduced wear on accumulators and shocks

Design is like a tri-axle dump truck frame constantly flexing and twisting.

The flex-frame means:

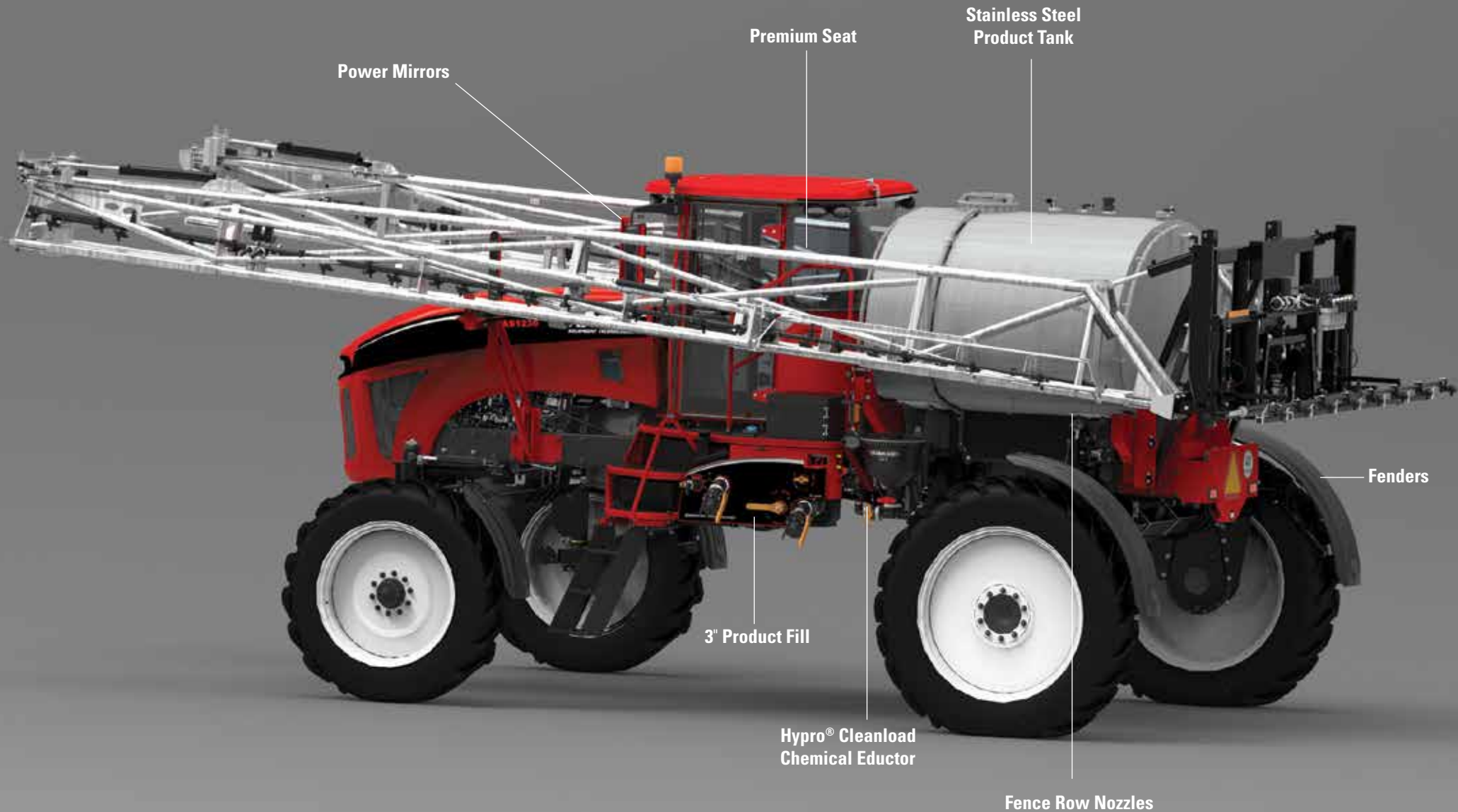
- Less stress on machine and operator
- Less maintenance and downtime
- Increased durability for a longer machine life

PATENTED SUSPENSION SYSTEM

- Rear suspension equipped with auto-leveling
- Anti-sway hydraulics
- Fitted with nine nitrogen accumulators to eliminate bounce back effect
- Increased speed and stability in the turns
- Rear-straddle mount axle improves gear shifting and contributes to a more stable ride

CUSTOMIZATION THAT WORKS

We care about your success. Your needs as an applicator may be exclusive to your farm, and that's why we offer so many customizable options to get application done your way.



TIRE OPTIONS

Michelin® Agriculture Tires come standard on all Apache Sprayers. We also offer alternative options for narrows, duals and floats.

Every tire used by Apache is inspected upon assembly to ensure that farmers enjoy a long service life. We look for excellent traction and lateral stability with robust crowns and deep tread bars to coincide with our unmatched traction expectations.

FRONT

OPTION	SIZE	WIDTH	SERIES	MANUFACTURER
STANDARD	380/80R38	14.9"	AGRIBIB	MICHELIN
NARROW	320/85R38	12.6"	DT800	GOODYEAR®
FLOTATION	480/70R34	18.9"	OMNIBIB	MICHELIN

REAR

OPTION	SIZE	WIDTH	SERIES	MANUFACTURER
STANDARD	380/90R46	14.9"	SPRAYBIB	MICHELIN
NARROW	320/90R50	12.6"	ULTRA SPRAYER	GOODYEAR
FLOTATION	620/70R42	24.4"	MEGAXBIB	MICHELIN
FLOTATION	800/65R32	31.5"	MEGAXBIB	MICHELIN
DUAL (STANDARD)	380/90R46	14.9"	SPRAYBIB	MICHELIN
DUAL (NARROW)	320/90R50	12.6"	ULTRA SPRAYER	GOODYEAR

All brand or product names are or may be trademarks of, and are used to identify products and services of, their respective owners or its subsidiaries and divisions in the U.S. and/or other countries. All specifications are subject to change without notice.

380/80R38
AGRIBIB



320/85R38
DT800



480/70R34
OMNIBIB



620/70R42
MEGAXBIB



320/90R50
ULTRA SPRAYER



380/90R46
Duals Available
SPRAYBIB



320/90R50
Duals Available
ULTRA SPRAYER



THE BRIGHTEST LIGHTING PACKAGE

Our LED lighting package produces more light than previous Apache models while consuming less energy. Premium LEDs produce white light that reduces eye fatigue and operator stress. Rugged design withstands heavy vibration, corrosion, moisture, and dust.

Optional lighting package comes with:

- 12 aluminum housings
- 64 LED bulbs
- Estimated bulb lifetime of 42,500 hours
- Combination of long- and mid-range lenses for superior visibility
- LED hazard, brake and turn signals for night driving (standard)



"This thing is lit up like a Christmas tree. The cab is good looking out. It's got the lights pointing out on the booms. It's no different than the day time, really. I mean you can just go right on and keep right on spraying." — **Leon Green from Caneyville, KY**

AS730

TANK CAPACITY

750 gallons

TRANSMISSION

JCB transmission
Powershift, 4-speed

ENGINE

Tier 4F 173 hp
Cummins engine

TOP ROAD SPEED

30 mph

WEIGHT

19,700 lbs (approximate dry weight)

CROP CLEARANCE

42" with JCB planetary final drives
50" clearance with 18" drop box all-gear
final drives (optional)

LIST PRICE

\$262,000 (nicely equipped)



AS1030

TANK CAPACITY

1,000 gallons

TRANSMISSION

ZF Powershift, 6-speed with lock-up torque converter

ENGINE

Tier 4F 225 hp
Cummins engine

TOP ROAD SPEED

35 mph

WEIGHT

20,000 lbs (approximate dry weight)

CROP CLEARANCE

42" with JCB planetary final drives
50" clearance with 18" drop box all-gear final drives (optional)

LIST PRICE

\$350,000 (nicely equipped)

AS1230

TANK CAPACITY

1,200 gallons

TRANSMISSION

ZF Powershift, 6-speed with
lock-up torque converter

ENGINE

Tier 4F 260 hp
Cummins engine

TOP ROAD SPEED

35 mph

WEIGHT

21,000 lbs (approximate dry weight)

CROP CLEARANCE

50" clearance with 18" drop box
all-gear final drives

LIST PRICE

\$365,000 (nicely equipped)





AS1230 XP

Tank Capacity
1,200 gallons

Transmission
ZF Powershift, 6-speed with
lock-up torque converter

Engine
Tier 4F 300 hp
Cummins engine

Top Road Speed
35 mph

Weight
21,000 lbs (approximate dry weight)

Crop Clearance
50" clearance with 18" drop box
all-gear final drives

List Price
\$365,000 (nicely equipped)

UNIQUE FEATURES

		AS730	AS1030	AS1230/AS1230 XP
ENGINE & DRIVETRAIN	TRANSMISSION	JCB Transmission Powershift, 4-speed	AF Powershift, 6-speed with lock-up torque converter	AF Powershift, 6-speed with lock-up torque converter
	CUMMINS ENGINE	Tier 4F 173 hp	Tier 4F 225 hp	Tier 4F 260 hp AS1230 Tier 4F 300 hp AS1230 XP
	TOP ROAD SPEED	30 mph	35 mph	35 mph
CHASSIS & SUSPENSION	CROP CLEARANCE	JCB 42" with planetary final drive (optional) 50" clearance with 18" drop box all-gear final drives	JCB 42" with planetary final drive (optional) 50" clearance with 18" drop box all-gear final drives	50" clearance with 18" drop box all-gear final drives
	WEIGHT	19,700 lbs (approximate dry weight)	20,000 lbs (approximate dry weight)	21,000 lbs (approximate dry weight)
	AXLE WIDTH	120" fixed 120"-160" adjustable (with optional 50" clearance only)	120" fixed 120"-160" adjustable (with optional 50" clearance only)	120" fixed 120"-160" adjustable
TANK	TANK CAPACITY	750 gal	1,000 gal	1,200 gal

COMMON FEATURES FOR ALL APACHE MODELS

ENGINE & DRIVETRAIN	FUEL CAPACITY	90 gal
CHASSIS, SUSPENSION & TIRES	SUSPENSION	Patented independent hydraulic
	DEF TANK	5 gal
	BRAKES	Fully enclosed, self-adjusting, internal wet disc brakes
	FRONT TIRES REAR TIRES	Michelin® 380/80R38 (narrow and semi-float options available) Goodyear® 380/90R46 (narrow, semi-float and full-float options available)
	TRANSPORT WIDTH AND HEIGHT	144" maximum
SPRAY OPTIONS	OVERALL LENGTH	290" maximum
	BOOMS	ET Custom Boom Straight 90' or 100' or 60'/90' Pommier Straight 100', 120' or 132'
	PRODUCT PUMP	Hypro® hydraulically-driven centrifugal product pump
CAB	RINSE TANK	100 gal
	ET CUSTOM PRESSURIZED	State-of-the-art interior and console

CONNECT WITH APACHE SPRAYERS

At Equipment Technologies, technology is a big part of our lives — heck, it's in our name. One look at our advanced sprayer designs would tell you that, but right now we want to brag on something else — our social media. We want you to visit and connect with each of our social channels to stay up-to-date on our latest product innovations, news, special offers and giveaways.



LIKE US ON FACEBOOK

www.facebook.com/ApacheSprayers



FOLLOW US ON TWITTER

[@ApacheSprayers](https://twitter.com/ApacheSprayers)



SUBSCRIBE TO OUR YOUTUBE CHANNEL

www.youtube.com/ApacheSprayers



FOLLOW US ON INSTAGRAM

[@ApacheSprayers](https://www.instagram.com/ApacheSprayers)

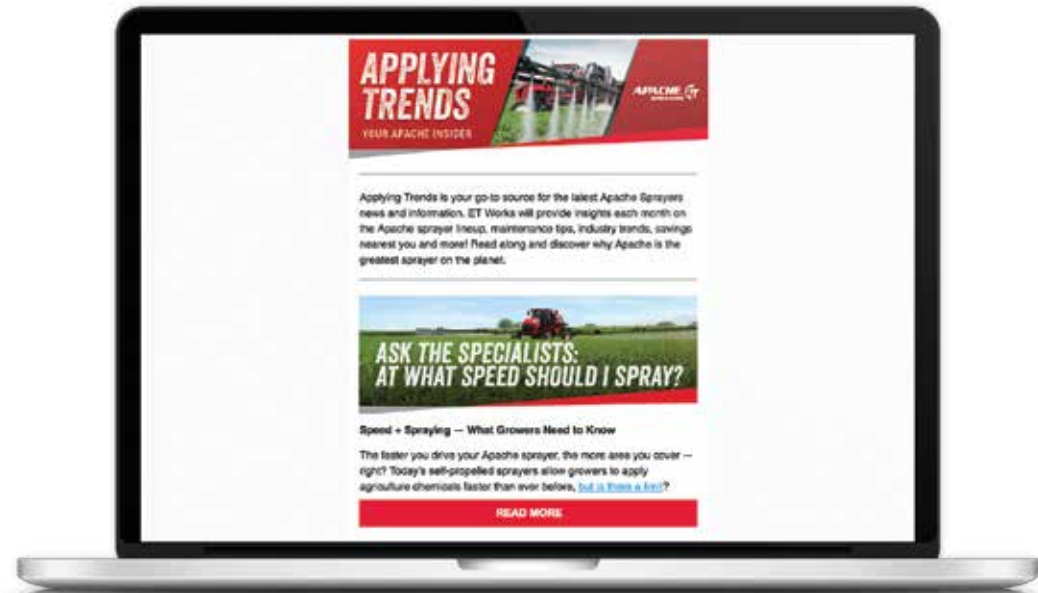
VISIT OUR WEBSITE

www.ApacheSprayers.com

- Informative Blogs
- Product Literature
- Manuals
- White Papers
- Events
- Maintenance

SHOP OUR APPAREL STORE

www.EquipmentTechnologies.compet.com



APPLYING TRENDS E-NEWSLETTER

Be sure to subscribe to our monthly e-newsletter to get the latest industry tips straight to your inbox! Enjoy monthly articles about current application trends, hear from application specialists, view our most popular videos and more.

Visit www.ApacheSprayers.com/signup to get started.

SHARE YOUR SPRAYER PHOTOS

We want to see your sprayer in the field! Share your photos by tagging our account or use one of our hashtags (#ApacheSprayers or #ApacheArmy). Your post could be featured on one of our social channels or our monthly e-newsletter.

WHAT ARE YOU WAITING FOR? RUN WITH US!



2201 HANCEL PARKWAY
MOORESVILLE, IN 46158
877.398.6164
APACHESPRAYERS.COM

© 2017 Equipment Technologies. Always refer to your owner's manual before operating any Apache Sprayer. Follow maintenance checklists, inspect the machine, and ensure it is operating properly before use. Equipment Technologies LLC reserves the right to make any improvements or changes to specifications and design without advanced notice. All specifications, descriptions and illustrations are as accurate as known at time of publication, yet subject to change without notice and may vary according to the country in which the machine is used. Contact your nearest Apache Sprayer dealership for additional specifications as required. All rights reserved. Printed in the U.S.A. ApacheSprayers.com