

UNIQUE FEATURES OF THE AS730

Tank Capacity

750 gallons

Transmission

JCB transmission
Power Shift, 4-speed

Engine

Tier 4F 173 hp
Cummins engine

Top Road Speed

30 MPH

Weight

19,700 lbs (approx. dry weight)

Crop Clearance

42" with JCB planetary final drives
50" clearance with 18" drop box all-gear
final drives (optional)

List Price

\$ 248,581

AS730



APACHE by **GT**
SPRAYERS

UNIQUE FEATURES OF THE AS730

Tank Capacity

750 gallons

Transmission

JCB transmission
Power Shift, 4-speed

Engine

Tier 4F 173 hp
Cummins engine

Top Road Speed

30 MPH

Weight

19,700 lbs (approx. dry weight)

Crop Clearance




42" with JCB planetary final drives
50" clearance with 18" drop box all-gear final drives (optional)

List Price

\$ 248,581



COMMON FEATURES (ALL MODELS)

| | | |
|-----------------------------|----------------------------|--|
| ENGINE & DRIVE TRAIN | FUEL CAPACITY | 90 gallons |
| | DEF TANK | 5 gallons |
| CHASSIS, SUSPENSION & TIRES | SUSPENSION | Patented independent hydraulic |
| | BRAKES | Fully enclosed, self-adjusting, internal wet disc brakes |
| | FRONT TIRES REAR TIRES |  380/80R38 (narrow and semi-float options available)  380/90R46 (narrow and semi-float, and full-float options available) |
| | TRANSPORT WIDTH AND HEIGHT | 144" maximum |
| SPRAY OPTIONS | OVERALL LENGTH | 290" maximum |
| | BOOMS | ET CUSTOM BOOM Straight 90' or 100'; or 60'/90'  Straight 120' or 132' |
| | PRODUCT PUMP | HYPRO ® Hydraulically-driven centrifugal product pump |
| | RINSE TANK | 100 gallons |
| CAB | ET CUSTOM PRESSURIZED | State-of-the-art cab interior and console |

APACHE by **ET**
SPRAYERS

877-398-6164
ETsprayers.com